

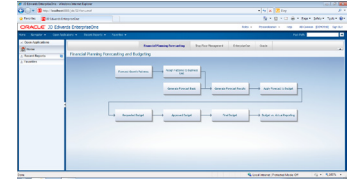
THIS THAT

WORLD VS. ENTERPRISE ONE



MENUS

A modern user interface is easier to follow than the classic green screen.



Item	Description	Item	Description
1. DAILY OPERATIONS	...	PERIODIC OPERATIONS	...
2. Item Search	14. Multi-line Address Book Info		
3. Address Book Revisions	15. Reports and Labels		
5. CIF Index			

REPORTS

Interactive reports with lists, charts and graphs allow you to make informed business decisions with increased accuracy and real time access to operational data.



File	Intr	Job Name	Jobnbr	Device	Vol	Id	Save	Date	Time
CSPPPT	0001	DH1LV1	002612	PT011	PT003	1473	10-07-99	164609	
CSPPPT	0001	DH1LV1	002611	PT011	PT003	1473	10-07-99	164609	
CSPPPT	0001	DH1LV2	002611	PT013	PT003	1473	10-07-99	164609	

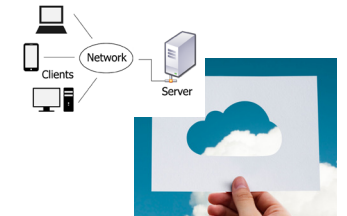
INQUIRIES

Searching for the information that you need is showcased in a digestible format.



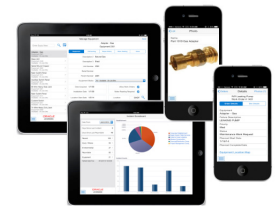
INFRASTRUCTURE

With World, AS400 is your ONLY option. With EnterpriseOne, you have options: Cloud or Client-Server Network. It's your choice of DB, Platform, and OS.



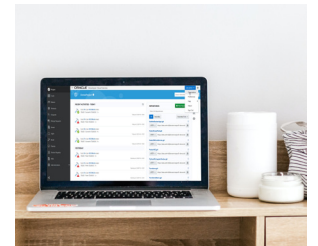
MOBILITY

You have the flexibility to access EnterpriseOne from any location via a number of devices.



SUPPORT

With World, internal IT support is dependent on location and being on-site. With EnterpriseOne, internal cloud support can be from anywhere; an office, a remote location, or across the globe.



The **future is digital**. Book a complimentary consultation with us to learn how your JD Edwards investment can **better your business** for the future.